

BW10-1550-T-TO



Description:

BANDWIDTH10, LTD.

Bandwidth10's BW10-1550-T-TO is part of a family of lasers based on the innovative High Contrast Grating (HCG) single mode 1550 nm VCSEL.

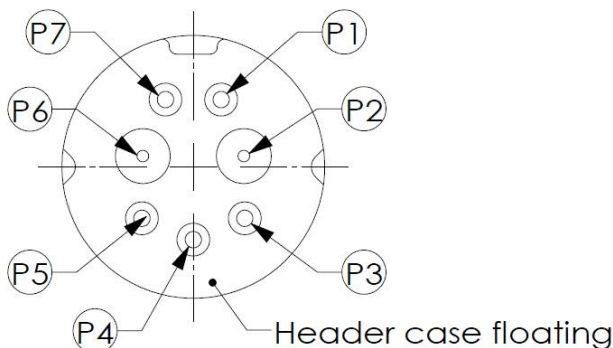

Applications:

- Optical communications
- Swept source
- Optical gas sensing
- LIDAR

Features:

- TO-56 7Pin Small Form Footprint
- Aspherical lens cap
- Integrated TEC (Temperature Stabilization)
- CW Optical Output Power: Typical 1.6mW (@20°C TEC Temperature)
- Single Mode VCSEL
- Center wavelength can be within several bands through the C and L band.
- Wide Tuning Range: > 8 nm
- High modulation bandwidth (10 Gbps)
- Fast Wavelength Tuning (~100 kHz)

Pin Assignment and Drawing

Bottom View

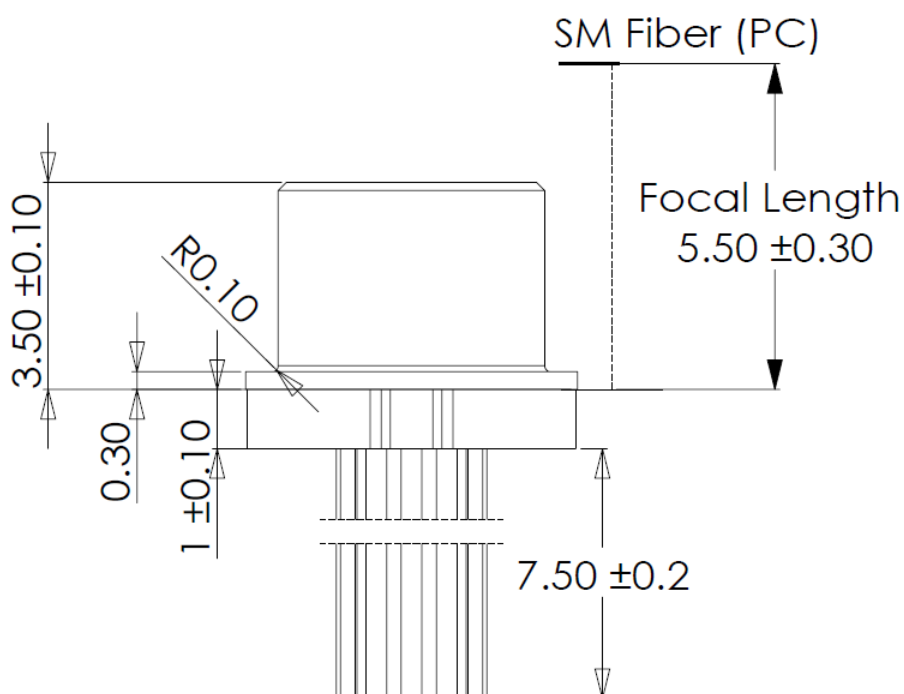
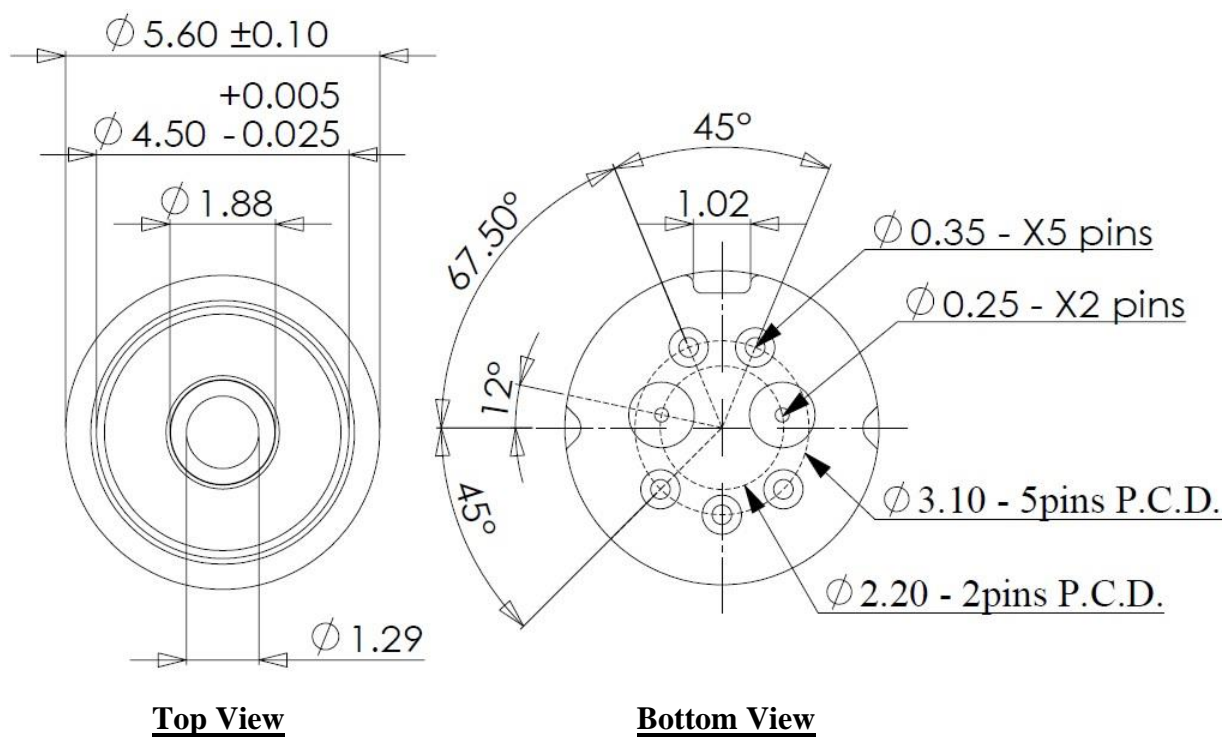
PIN NUMBERS	ASSIGNMENT
P1	TEC (+)
P2	LD (-)
P3	TUNING Vt (-)
P4	THERMISTOR (-)
P5	THERMISTOR (+)
P6	LD (+) & Vt (+)
P7	TEC (-)



CAUTION: Device is sensitive to electrostatic discharge.

Dimensional Drawing

Outline Dimensions: (mm)



Absolute Maximum Ratings

Parameter	Symbol	Ratings	Unit
Storage Temperature	T _{stg}	-20 to +85	°C
Operating Case Temperature	T _c	-5 to +70	°C
Forward Current of VCSEL	I _{LD}	25	mA
Reverse Voltage of VCSEL	V _{LD}	3	V
Soldering Temperature	T _{sld}	350 (10 sec.)	°C

General Specification and Operating Table

Parameter	Symbol	Values			Unit
		Min	Typical	Max	
Optical Output Peak Power @25° C	P	1.0	1.6		mW
Operating Bias Current	I _{op}	0	Test Sheet	Test Sheet	mA
Operating TEC Temperature range	T _{op}	5	25	35	°C
Threshold Current	I _{th}		8	12	mA
Slope Efficiency (CW, T _c =25°C)	SE	0.14	0.18		mW/mA
Laser Drive Voltage	V _{cc}	0	1.5	2.5	V
Resistance	R _s		50		Ω
Center Wavelength Please specify desired center wavelength in the purchase order	λ	1525		1575	nm
Guaranteed Tuning Range Applying a voltage will decrease peak wavelength.	Δλ	8	10		nm
Max. Mechanical Tuning Response	f _{max}	100	200	-	kHz
Side-mode suppression ratio	SMSR	30	40		dB
Linewidth (-3 dB FWHM), CW I _{bias} =I _{op} , 25°C TEC temperature	σ			300	MHz
Relative Intensity Noise	RIN			-128	dB/Hz
Tuning Voltage	V _{tune}	0	Test Sheet	Test Sheet	V
Tuning Current	I _{tune}	0	-	100	μA
TEC Voltage	V _{TEC}		0.35	1.5	V
TEC Current	I _{TEC}		0.05	0.6	A

Electrostatic Discharge (ESD)

LD+/LD- ESD classification: Class 1A, Human Body Model (HBM).

Vt- ESD classification: Class 0, Human Body Model (HBM).

Since this is an ESD sensitive device, proper ESD precautions (limit exposure to below 100V HBM) should be taken during every step of the assembly process.

Standard ESD testing was to MIL-STD-883, Human Body Model, with 3 pulses forward/reverse applied to the signal leads. Failure is defined as a measurable (>10%) change in a key parameter, optical output power for the tunable VCSEL. The LD+/LD- and Vt- of VCSEL TOSA fails at 350 Volts and <50 Volts respectively for damage to the laser chip, with a decrease in optical power output.

Order and Contact Information

Model Number	Contact Information
<p>BW10-1550-T-TO</p> <p>Please specify center wavelength in the purchase order</p>	<p>Bandwidth 10 Ltd. 2080 Addison Street, Suite 2 Berkeley, CA 94704, USA</p> <p>info@bandwidth10.com</p>